



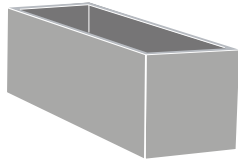
Wilshire Planters Aluminum Rectangle & Square

Wilshire planters, our most popular collection, are available in powder-coated marine-grade aluminum.

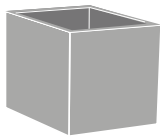
Wilshire Powder-Coated Aluminum Planters are an environmentally friendly solution. Welded stiffeners and FEA are used to produce planters with the strength of steel but 40-60% of the weight.

Wilshire Planters, Aluminum Rectangle & Square

WILSHIRE PLANTERS, ALUMINUM RECTANGLES & SQUARES



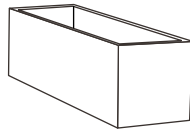
Rectangle



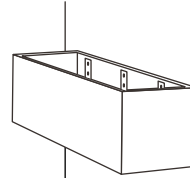
Square

THE COMPLETE WILSHIRE COLLECTION

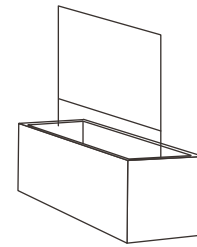
For additional shapes and materials, visit tournesol.com/collections/wilshire



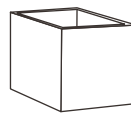
Rectangle



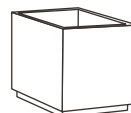
Hanging Box



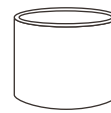
Trellis, Laser-Cut Screen



Square



Toe Kick



Round



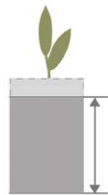
Round with Toe Kick

OPTIONS

Standard Wilshire Planters can be modified with a broad array of options without incurring custom charges. Options are limited to those products that can support them. Speak to a Tournesol Advisor to discuss which options will work with your project.



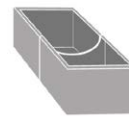
Irrigation



Change Dimension



Accessory Pockets



Scoops



Casters



Tourneseal



Drain Holes



Toe Kick



False Bottom



Tie Downs

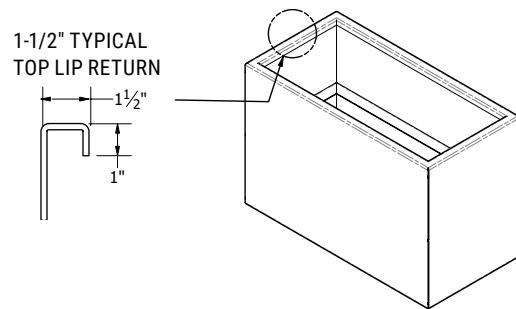
Wilshire Planters, Aluminum Rectangle & Square

POWDER-COATED ALUMINUM

Following fabrication, Wilshire Aluminum Planters are dry steam washed and pretreated with a closed loop, environmentally friendly zirconium solution before a zinc-free epoxy primer and AAMA 2604 polyester powder-coat is applied.

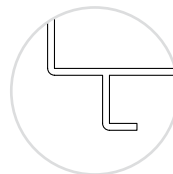
TOP LIP

Wilshire Planters in Steel and Aluminum come with a standard lip return.



BASE OPTION

Wilshire Planters are available with a toe kick option. Steel planters are available with a stainless steel base that inhibits rust where moisture pools. Aluminum Planters are fully welded.



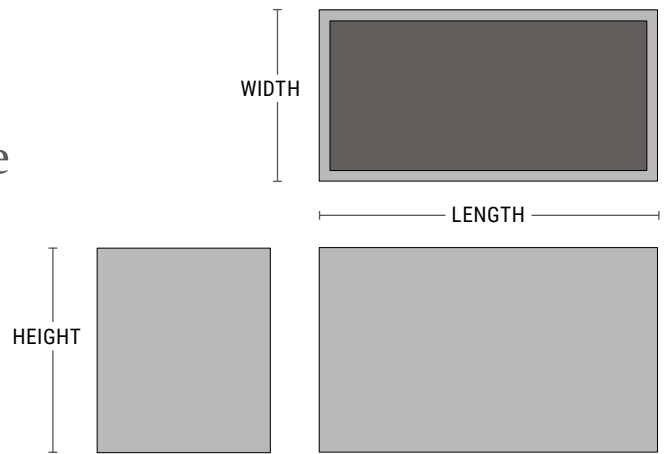
Toe kick option
2"H bottom reveal

DRAINAGE

Drain Holes: Standard drain holes are 1-5/8" diameter, made free-of-charge at the factory.

Wilshire Planters Aluminum Rectangle & Square

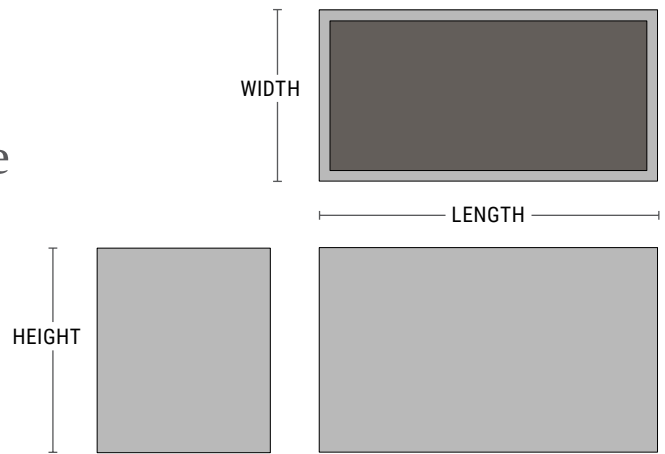
- 100% recyclable marine-grade aluminum
- Same strength as Wilshire Steel but weigh 40-60% less
- Engineered for strength with welded stiffeners
- Laser-cut & welded for consistent thickness and edge-detail at any scale
- Powder-coat over zinc-free epoxy primer



| PRODUCT | SHAPE | LENGTH | WIDTH | HEIGHT | WEIGHT (LBS.) | VOLUME (CUBIC FT.) | INTERIOR TOP | INTERIOR BOTTOM | IRRIGATION |
|--------------|-------------|--------|-------|--------|---------------|--------------------|--------------|-----------------|------------------------|
| WWR-AL1800 | Square | 18" | 18" | 20" | 29 | 3.4 | 15" x 15" | 14.5" x 14.5" | CWC-R1300 |
| WVRT-AL1800 | Square Tall | 18" | 18" | 30" | 35 | 5.1 | 15" x 15" | 17.5" x 17.5" | CWC-R1100 |
| WWR-AL241012 | Rectangle | 24" | 10" | 12" | 16 | 1.5 | 21" x 7" | 23.5" x 9.5" | CWM-R1109-MS |
| WWR-AL241218 | Rectangle | 24" | 12" | 18" | 21 | 2.8 | 21" x 9" | 23.5" x 11.5" | CWM-R1114-MS |
| WWR-AL241236 | Rectangle | 24" | 12" | 36" | 43 | 5.6 | 21" x 9" | 23.5" x 11.5" | CWM-R1120-MS |
| WWR-AL241818 | Rectangle | 24" | 18" | 18" | 24 | 4.3 | 21" x 15" | 23.5" x 17.5" | CWM-R1114-MS |
| WWR-AL241824 | Rectangle | 24" | 18" | 24" | 38 | 5.7 | 21" x 15" | 23.5" x 17.5" | CWM-R1620-MS |
| WWR-AL241830 | Rectangle | 24" | 18" | 30" | 44 | 7 | 21" x 15" | 23.5" x 17.5" | CWM-R1620-MS |
| WWR-AL241836 | Rectangle | 24" | 18" | 36" | 50 | 8.4 | 21" x 15" | 23.5" x 17.5" | CWM-R1620-MS |
| WWR-AL242418 | Square | 24" | 24" | 18" | 37 | 5.7 | 21" x 21" | 23.5" x 23.5" | CWM-R1614-MS |
| WWR-AL2400 | Square | 24" | 24" | 24" | 44 | 8 | 21" x 21" | 20.5" x 20.5" | CWC-R1850/CWM-R1114-2k |
| WVRT-AL2400 | Square Tall | 24" | 24" | 48" | 51 | 15.1 | 21" x 21" | 23.5" x 23.5" | CWC-R1850 |
| WWR-AL3000 | Square | 30" | 30" | 27" | 61 | 14 | 27" x 27" | 25.5" x 25.5" | CWM-R1620-2k |
| WVRT-AL3000 | Square Tall | 30" | 30" | 54" | 71 | 26.6 | 27" x 27" | 29.5" x 29.5" | CWM-R1620-2k-CRT |
| WWR-AL361012 | Rectangle | 36" | 10" | 12" | 20 | 2.3 | 33" x 7" | 35.5" x 9.5" | CWM-R1109-2k |
| WWR-AL361218 | Rectangle | 36" | 12" | 18" | 35 | 4.3 | 33" x 9" | 35.5" x 11.5" | CWM-R1114-2k |
| WWR-AL361236 | Rectangle | 36" | 12" | 36" | 56 | 8.5 | 33" x 9" | 35.5" x 11.5" | CWM-R1120-2k |
| WWR-AL361818 | Rectangle | 36" | 18" | 18" | 41 | 6.5 | 33" x 15" | 35.5" x 17.5" | CWM-R1114-2k |
| WWR-AL361824 | Rectangle | 36" | 18" | 24" | 49 | 8.6 | 33" x 15" | 35.5" x 17.5" | CWM-R2020-MS |
| WWR-AL361830 | Rectangle | 36" | 18" | 30" | 57 | 10.5 | 33" x 15" | 35.5" x 17.5" | CWM-R2020-MS |

Wilshire Planters Aluminum Rectangle & Square

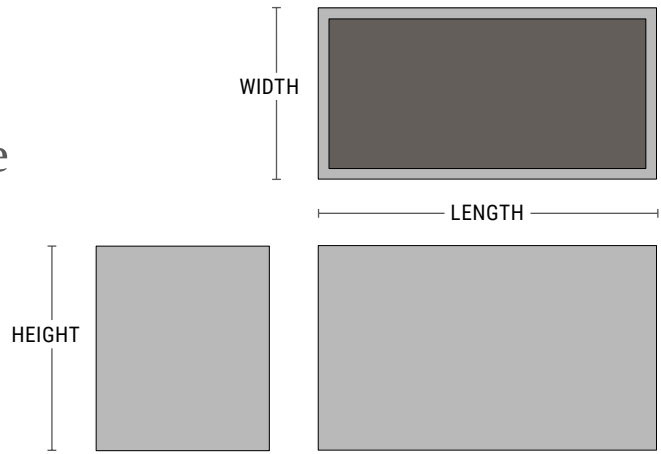
- 100% recyclable marine-grade aluminum
- Same strength as Wilshire Steel but weigh 40-60% less
- Engineered for strength with welded stiffeners
- Laser-cut & welded for consistent thickness and edge-detail at any scale
- Powder-coat over zinc-free epoxy primer



| PRODUCT | SHAPE | LENGTH | WIDTH | HEIGHT | WEIGHT (LBS.) | VOLUME (CUBIC FT.) | INTERIOR TOP | INTERIOR BOTTOM | IRRIGATION |
|--------------|-----------|--------|-------|--------|---------------|--------------------|--------------|-----------------|--------------|
| WWR-AL361836 | Rectangle | 36" | 18" | 36" | 65 | 12.7 | 33" x 15" | 35.5" x 17.5" | CWM-R2020-MS |
| WWR-AL362418 | Rectangle | 36" | 24" | 18" | 47 | 8.7 | 33" x 21" | 35.5" x 23.5" | CWM-R2014-MS |
| WWR-AL362424 | Rectangle | 36" | 24" | 24" | 56 | 11.6 | 33" x 21" | 35.5" x 23.5" | CWM-R2920-MS |
| WWR-AL362430 | Rectangle | 36" | 24" | 30" | 65 | 14.1 | 33" x 21" | 35.5" x 23.5" | CWM-R2920-MS |
| WWR-AL362436 | Rectangle | 36" | 24" | 36" | 73 | 17.4 | 33" x 21" | 35.5" x 23.5" | CWM-R2920-MS |
| WWR-AL362442 | Rectangle | 36" | 24" | 42" | 82 | 19.7 | 33" x 21" | 35.5" x 23.5" | CWM-R2920-MS |
| WWR-AL363018 | Rectangle | 36" | 30" | 18" | 53 | 10.9 | 33" x 27" | 35.5" x 29.5" | CWM-R2914-MS |
| WWR-AL363024 | Rectangle | 36" | 30" | 24" | 62 | 13.7 | 33" x 27" | 35.5" x 29.5" | CWM-R2920-MS |
| WWR-AL363030 | Rectangle | 36" | 30" | 30" | 72 | 17.3 | 33" x 27" | 35.5" x 29.5" | CWM-R2920-MS |
| WWR-AL363036 | Rectangle | 36" | 30" | 36" | 82 | 20.8 | 33" x 27" | 35.5" x 29.5" | CWM-R2920-MS |
| WWR-AL363042 | Rectangle | 36" | 30" | 42" | 92 | 24.4 | 33" x 27" | 35.5" x 29.5" | CWM-R2920-MS |
| WWR-AL363618 | Square | 36" | 36" | 18" | 59 | 12.4 | 31" x 31" | 35.5" x 35.5" | CWM-R1114-2k |
| WWR-AL363624 | Square | 36" | 36" | 24" | 69 | 16.2 | 31" x 31" | 35.5" x 35.5" | CWM-R1120-2k |
| WWR-AL363600 | Square | 36" | 36" | 30" | 80 | 22 | 31" x 31" | 35.5" x 35.5" | CWM-R1620-2k |
| WWR-AL363636 | Square | 36" | 36" | 36" | 90 | 24.6 | 31" x 31" | 35.5" x 35.5" | CWM-R1120-2k |
| WWR-AL363642 | Square | 36" | 36" | 42" | 116 | 28.8 | 31" x 31" | 35.5" x 35.5" | CWM-R1120-2k |
| WWR-AL4200 | Square | 42" | 42" | 36" | 95 | 37 | 37" x 37" | 43.5" x 43.5" | CWM-1720-4K |
| WWR-AL481012 | Rectangle | 48" | 10" | 12" | 25 | 3.1 | 45" x 7" | 47.5" x 9.5" | CWM-R1109-2k |
| WWR-AL481218 | Rectangle | 48" | 12" | 18" | 39 | 5.7 | 45" x 9" | 47.5" x 11.5" | CWM-R1114-2k |
| WWR-AL481236 | Rectangle | 48" | 12" | 36" | 50 | 11.3 | 45" x 9" | 47.5" x 11.5" | CWM-R1120-2k |

Wilshire Planters Aluminum Rectangle & Square

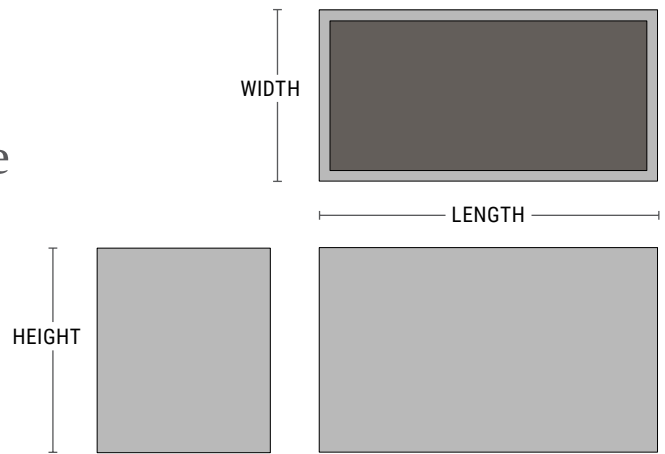
- 100% recyclable marine-grade aluminum
- Same strength as Wilshire Steel but weigh 40-60% less
- Engineered for strength with welded stiffeners
- Laser-cut & welded for consistent thickness and edge-detail at any scale
- Powder-coat over zinc-free epoxy primer



| PRODUCT | SHAPE | LENGTH | WIDTH | HEIGHT | WEIGHT (LBS.) | VOLUME (CUBIC FT.) | INTERIOR TOP | INTERIOR BOTTOM | IRRIGATION |
|--------------|-----------|--------|-------|--------|---------------|--------------------|--------------|-----------------|--------------|
| WWR-AL481818 | Rectangle | 48" | 18" | 18" | 50 | 8.6 | 45" x 15" | 47.5" x 17.5" | CWM-R1114-2k |
| WWR-AL481824 | Rectangle | 48" | 18" | 24" | 60 | 11.5 | 45" x 15" | 47.5" x 17.5" | CWM-R1620-2k |
| WWR-AL481830 | Rectangle | 48" | 18" | 30" | 80 | 13.5 | 45" x 15" | 47.5" x 17.5" | CWM-R1620-2k |
| WWR-AL481836 | Rectangle | 48" | 18" | 36" | 89 | 17 | 45" x 15" | 47.5" x 17.5" | CWM-R1620-2k |
| WWR-AL482418 | Rectangle | 48" | 24" | 18" | 60 | 11.5 | 45" x 21" | 47.5" x 23.5" | CWM-R1614-2k |
| WWR-AL482424 | Rectangle | 48" | 24" | 24" | 67 | 15 | 45" x 21" | 47.5" x 23.5" | CWM-R1620-2k |
| WWR-AL482430 | Rectangle | 48" | 24" | 30" | 78 | 18.8 | 45" x 21" | 47.5" x 23.5" | CWM-R1620-2k |
| WWR-AL482436 | Rectangle | 48" | 24" | 36" | 99 | 23.3 | 45" x 21" | 47.5" x 23.5" | CWM-R1620-2k |
| WWR-AL482442 | Rectangle | 48" | 24" | 42" | 109 | 26.3 | 45" x 21" | 47.5" x 23.5" | CWM-R1620-2k |
| WWR-AL483018 | Rectangle | 48" | 30" | 18" | 64 | 14.5 | 45" x 27" | 47.5" x 29.5" | CWM-R1614-2k |
| WWR-AL483024 | Rectangle | 48" | 30" | 24" | 85 | 18.3 | 45" x 27" | 47.5" x 29.5" | CWM-R1620-2k |
| WWR-AL483030 | Rectangle | 48" | 30" | 30" | 97 | 23 | 45" x 27" | 47.5" x 29.5" | CWM-R1620-2k |
| WWR-AL483036 | Rectangle | 48" | 30" | 36" | 108 | 27.8 | 45" x 27" | 47.5" x 29.5" | CWM-R1620-2k |
| WWR-AL483042 | Rectangle | 48" | 30" | 42" | 125 | 32.5 | 45" x 27" | 47.5" x 29.5" | CWM-R1620-2k |
| WWR-AL483618 | Rectangle | 48" | 36" | 18" | 70 | 16.6 | 43" x 31" | 47.5" x 35.5" | CWM-R1614-2k |
| WWR-AL483624 | Rectangle | 48" | 36" | 24" | 93 | 21.7 | 43" x 31" | 47.5" x 35.5" | CWM-R1620-2k |
| WWR-AL483630 | Rectangle | 48" | 36" | 30" | 105 | 27.4 | 43" x 31" | 47.5" x 35.5" | CWM-R1620-2k |
| WWR-AL483636 | Rectangle | 48" | 36" | 36" | 123 | 33 | 43" x 31" | 47.5" x 35.5" | CWM-R1620-2k |
| WWR-AL483642 | Rectangle | 48" | 36" | 42" | 137 | 38.6 | 43" x 31" | 47.5" x 35.5" | CWM-R1620-2k |
| WWR-AL484818 | Rectangle | 48" | 48" | 18" | 84 | 22.1 | 43" x 43" | 47.5" x 47.5" | CWM-R1614-2k |

Wilshire Planters Aluminum Rectangle & Square

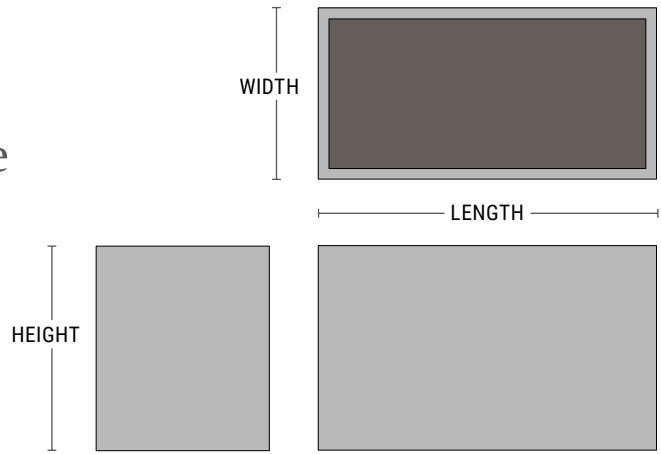
- 100% recyclable marine-grade aluminum
- Same strength as Wilshire Steel but weigh 40-60% less
- Engineered for strength with welded stiffeners
- Laser-cut & welded for consistent thickness and edge-detail at any scale
- Powder-coat over zinc-free epoxy primer



| PRODUCT | SHAPE | LENGTH | WIDTH | HEIGHT | WEIGHT (LBS.) | VOLUME (CUBIC FT.) | INTERIOR TOP | INTERIOR BOTTOM | IRRIGATION |
|--------------|-----------|--------|-------|--------|---------------|--------------------|--------------|-----------------|--------------|
| WWR-AL4824 | Square | 48" | 48" | 24" | 98 | 29 | 43" x 43" | 43.5" x 43.5" | CWM-R2914-2k |
| WWR-AL484830 | Square | 48" | 48" | 30" | 132 | 36.3 | 43" x 43" | 47.5" x 47.5" | CWM-R1620-2k |
| WWR-AL4800 | Square | 48" | 48" | 36" | 146 | 48 | 43" x 43" | 43.5" x 43.5" | CWM-R2920-2k |
| WWR-AL484842 | Square | 48" | 48" | 42" | 161 | 51.1 | 43" x 43" | 47.5" x 47.5" | CWM-R1620-2k |
| WWR-AL601012 | Rectangle | 60" | 10" | 12" | 39 | 3.9 | 57" x 7" | 59.5" x 9.5" | CWM-R1109-2k |
| WWR-AL601218 | Rectangle | 60" | 12" | 18" | 52 | 7.1 | 57" x 9" | 59.5" x 11.5" | CWM-R1114-2k |
| WWR-AL601236 | Rectangle | 60" | 12" | 36" | 96 | 14.2 | 57" x 9" | 59.5" x 11.5" | CWM-R1120-2k |
| WWR-AL601818 | Rectangle | 60" | 18" | 18" | 59 | 10.8 | 57" x 15" | 59.5" x 17.5" | CWM-R1114-2k |
| WWR-AL601824 | Rectangle | 60" | 18" | 24" | 74 | 14.4 | 57" x 15" | 59.5" x 17.5" | CWM-R1620-2k |
| WWR-AL601830 | Rectangle | 60" | 18" | 30" | 95 | 16.9 | 57" x 15" | 59.5" x 17.5" | CWM-R2020-2k |
| WWR-AL601836 | Rectangle | 60" | 18" | 36" | 106 | 21.2 | 57" x 15" | 59.5" x 17.5" | CWM-R2020-2k |
| WWR-AL602418 | Rectangle | 60" | 24" | 18" | 67 | 14.5 | 57" x 21" | 59.5" x 23.5" | CWM-R2014-2k |
| WWR-AL602424 | Rectangle | 60" | 24" | 24" | 92 | 18.8 | 57" x 21" | 59.5" x 23.5" | CWM-R2020-2k |
| WWR-AL602430 | Rectangle | 60" | 24" | 30" | 104 | 23.5 | 57" x 21" | 59.5" x 23.5" | CWM-R2020-2k |
| WWR-AL602436 | Rectangle | 60" | 24" | 36" | 122 | 29.1 | 57" x 21" | 59.5" x 23.5" | CWM-R2020-2k |
| WWR-AL602442 | Rectangle | 60" | 24" | 42" | 135 | 32.9 | 57" x 21" | 59.5" x 23.5" | CWM-R2020-2k |
| WWR-AL603018 | Rectangle | 60" | 30" | 18" | 74 | 18.2 | 57" x 27" | 59.5" x 29.5" | CWM-R2014-2k |
| WWR-AL603024 | Rectangle | 60" | 30" | 24" | 100 | 22.8 | 57" x 27" | 59.5" x 29.5" | CWM-R2020-2k |
| WWR-AL603030 | Rectangle | 60" | 30" | 30" | 118 | 28.8 | 57" x 27" | 59.5" x 29.5" | CWM-R2020-2k |
| WWR-AL603036 | Rectangle | 60" | 30" | 36" | 132 | 34.7 | 57" x 27" | 59.5" x 29.5" | CWM-R2020-2k |

Wilshire Planters Aluminum Rectangle & Square

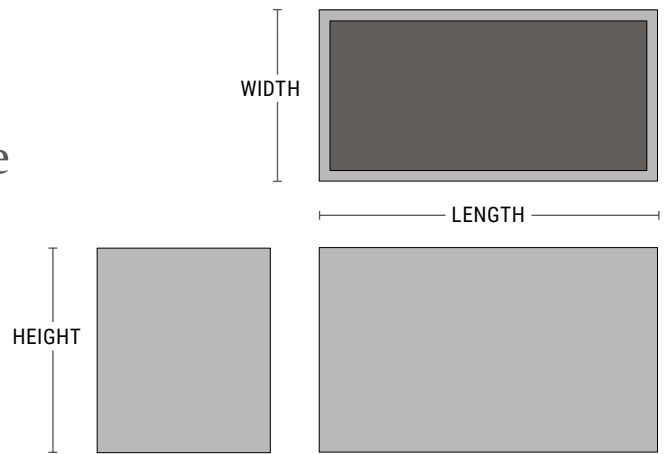
- 100% recyclable marine-grade aluminum
- Same strength as Wilshire Steel but weigh 40-60% less
- Engineered for strength with welded stiffeners
- Laser-cut & welded for consistent thickness and edge-detail at any scale
- Powder-coat over zinc-free epoxy primer



| PRODUCT | SHAPE | LENGTH | WIDTH | HEIGHT | WEIGHT (LBS.) | VOLUME (CUBIC FT.) | INTERIOR TOP | INTERIOR BOTTOM | IRRIGATION |
|--------------|-----------|--------|-------|--------|---------------|--------------------|--------------|-----------------|--------------|
| WWR-AL603042 | Rectangle | 60" | 30" | 42" | 146 | 40.7 | 57" x 27" | 59.5" x 29.5" | CWM-R2020-2k |
| WWR-AL603618 | Rectangle | 60" | 36" | 18" | 82 | 20.7 | 55" x 31" | 59.5" x 35.5" | CWM-R2014-2k |
| WWR-AL603624 | Rectangle | 60" | 36" | 24" | 109 | 27.3 | 55" x 31" | 59.5" x 35.5" | CWM-R2020-2k |
| WWR-AL603630 | Rectangle | 60" | 36" | 30" | 123 | 34.4 | 55" x 31" | 59.5" x 35.5" | CWM-R2020-2k |
| WWR-AL603636 | Rectangle | 60" | 36" | 36" | 142 | 41.4 | 55" x 31" | 59.5" x 35.5" | CWM-R2020-2k |
| WWR-AL603642 | Rectangle | 60" | 36" | 42" | 157 | 48.5 | 55" x 31" | 59.5" x 35.5" | CWM-R2020-2k |
| WWR-AL604818 | Rectangle | 60" | 48" | 18" | 102 | 27.7 | 55" x 43" | 59.5" x 47.5" | CWM-R2014-2k |
| WWR-AL604824 | Rectangle | 60" | 48" | 24" | 129 | 36.3 | 55" x 43" | 59.5" x 47.5" | CWM-R2014-2k |
| WWR-AL604830 | Rectangle | 60" | 48" | 30" | 152 | 45.7 | 55" x 43" | 59.5" x 47.5" | CWM-R2020-2k |
| WWR-AL604836 | Rectangle | 60" | 48" | 36" | 173 | 54.9 | 55" x 43" | 59.5" x 47.5" | CWM-R2020-2k |
| WWR-AL604842 | Rectangle | 60" | 48" | 42" | 190 | 64.3 | 55" x 43" | 59.5" x 47.5" | CWM-R2020-2k |
| WWR-AL6000 | Square | 60" | 60" | 42" | 234 | 80 | 55" x 55" | 55.5" x 55.5" | CWM-R2920-4k |
| WWR-AL721012 | Rectangle | 72" | 10" | 12" | 45 | 4.7 | 69" x 7" | 71.5" x 9.5" | CWM-R1109-3k |
| WWR-AL721218 | Rectangle | 72" | 12" | 18" | 62 | 8.5 | 69" x 9" | 71.5" x 11.5" | CWM-R1114-3k |
| WWR-AL721236 | Rectangle | 72" | 12" | 36" | 112 | 17 | 69" x 9" | 71.5" x 11.5" | CWM-R1120-3k |
| WWR-AL721818 | Rectangle | 72" | 18" | 18" | 68 | 12.9 | 69" x 15" | 71.5" x 17.5" | CWM-R1114-3k |
| WWR-AL721824 | Rectangle | 72" | 18" | 24" | 97 | 17.3 | 69" x 15" | 71.5" x 17.5" | CWM-R1620-3k |
| WWR-AL721830 | Rectangle | 72" | 18" | 30" | 114 | 20.2 | 69" x 15" | 71.5" x 17.5" | CWM-R1620-3k |
| WWR-AL721836 | Rectangle | 72" | 18" | 36" | 123 | 25.5 | 69" x 15" | 71.5" x 17.5" | CWM-R1620-3k |
| WWR-AL722418 | Rectangle | 72" | 24" | 18" | 79 | 17.4 | 69" x 21" | 71.5" x 23.5" | CWM-R1614-3k |

Wilshire Planters Aluminum Rectangle & Square

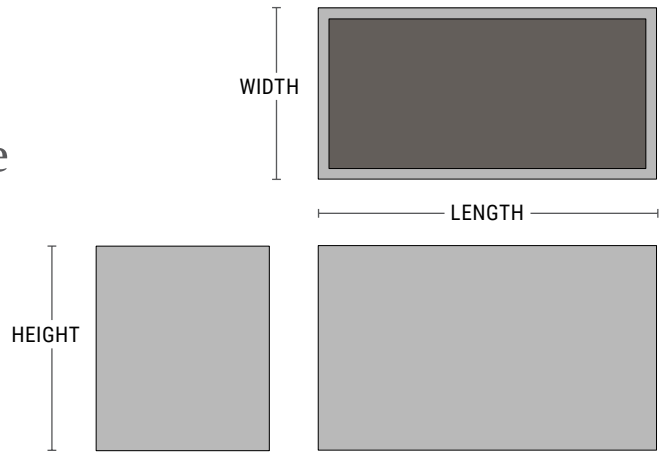
- 100% recyclable marine-grade aluminum
- Same strength as Wilshire Steel but weigh 40-60% less
- Engineered for strength with welded stiffeners
- Laser-cut & welded for consistent thickness and edge-detail at any scale
- Powder-coat over zinc-free epoxy primer



| PRODUCT | SHAPE | LENGTH | WIDTH | HEIGHT | WEIGHT (LBS.) | VOLUME (CUBIC FT.) | INTERIOR TOP | INTERIOR BOTTOM | IRRIGATION |
|--------------|-----------|--------|-------|--------|---------------|--------------------|--------------|-----------------|----------------|
| WWR-AL722424 | Rectangle | 72" | 24" | 24" | 94 | 22.6 | 69" x 21" | 71.5" x 23.5" | CWM-R1620-3k |
| WWR-AL722430 | Rectangle | 72" | 24" | 30" | 125 | 28.2 | 69" x 21" | 71.5" x 23.5" | CWM-R1620-3k |
| WWR-AL722436 | Rectangle | 72" | 24" | 36" | 140 | 35 | 69" x 21" | 71.5" x 23.5" | CWM-R1620-3k |
| WWR-AL722442 | Rectangle | 72" | 24" | 42" | 155 | 39.5 | 69" x 21" | 71.5" x 23.5" | CWM-R1620-3k |
| WWR-AL723018 | Rectangle | 72" | 30" | 18" | 88 | 21.8 | 69" x 27" | 71.5" x 29.5" | CWM-R1614-3k |
| WWR-AL723024 | Rectangle | 72" | 30" | 24" | 119 | 27.4 | 69" x 27" | 71.5" x 29.5" | CWM-R1620-3k |
| WWR-AL723030 | Rectangle | 72" | 30" | 30" | 135 | 34.5 | 69" x 27" | 71.5" x 29.5" | CWM-R1620-3k |
| WWR-AL723036 | Rectangle | 72" | 30" | 36" | 146 | 41.7 | 69" x 27" | 71.5" x 29.5" | CWM-R1620-3k |
| WWR-AL723042 | Rectangle | 72" | 30" | 42" | 167 | 48.8 | 69" x 27" | 71.5" x 29.5" | CWM-R1620-3k |
| WWR-AL723618 | Rectangle | 72" | 36" | 18" | 96 | 24.9 | 67" x 31" | 71.5" x 35.5" | CWM-R1614-3k |
| WWR-AL723624 | Rectangle | 72" | 36" | 24" | 125 | 32.8 | 67" x 31" | 71.5" x 35.5" | CWM-R1620-3k |
| WWR-AL723630 | Rectangle | 72" | 36" | 30" | 141 | 41.3 | 67" x 31" | 71.5" x 35.5" | CWM-R1620-3k |
| WWR-AL723636 | Rectangle | 72" | 36" | 36" | 162 | 49.8 | 67" x 31" | 71.5" x 35.5" | CWM-R1620-3k |
| WWR-AL723642 | Rectangle | 72" | 36" | 42" | 179 | 58.3 | 67" x 31" | 71.5" x 35.5" | CWM-R1620-3k |
| WWR-AL724818 | Rectangle | 72" | 48" | 18" | 113 | 33.3 | 67" x 43" | 71.5" x 47.5" | CWM-R1614-3k |
| WWR-AL724824 | Rectangle | 72" | 48" | 24" | 129 | 43.6 | 67" x 43" | 71.5" x 47.5" | CWM-R1614-3k |
| WWR-AL724830 | Rectangle | 72" | 48" | 30" | 172 | 55 | 67" x 43" | 71.5" x 47.5" | CWM-R1620-3k |
| WWR-AL724836 | Rectangle | 72" | 48" | 36" | 194 | 66.1 | 67" x 43" | 71.5" x 47.5" | CWM-R1620-3k |
| WWR-AL724842 | Rectangle | 72" | 48" | 42" | 228 | 77.4 | 67" x 43" | 71.5" x 47.5" | CWM-R1620-3k |
| WWR-AL7200 | Square | 72" | 72" | 42" | 297 | 120 | 67" x 67" | 67.5" x 67.5" | CWM-R2020-4k-E |

Wilshire Planters Aluminum Rectangle & Square

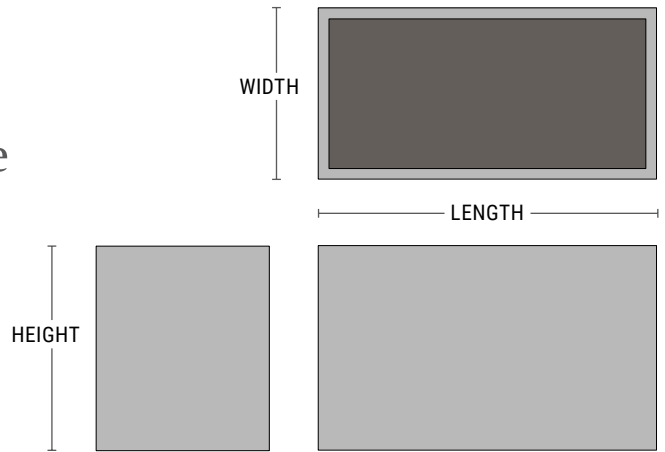
- 100% recyclable marine-grade aluminum
- Same strength as Wilshire Steel but weigh 40-60% less
- Engineered for strength with welded stiffeners
- Laser-cut & welded for consistent thickness and edge-detail at any scale
- Powder-coat over zinc-free epoxy primer



| PRODUCT | SHAPE | LENGTH | WIDTH | HEIGHT | WEIGHT (LBS.) | VOLUME (CUBIC FT.) | INTERIOR TOP | INTERIOR BOTTOM | IRRIGATION |
|--------------|-----------|--------|-------|--------|---------------|--------------------|--------------|-----------------|--------------|
| WWR-AL961012 | Rectangle | 96" | 10" | 12" | 59 | 6.3 | 93" x 7" | 95.5" x 9.5" | CWM-R1109-5k |
| WWR-AL961218 | Rectangle | 96" | 12" | 18" | 79 | 11.4 | 93" x 9" | 95.5" x 11.5" | CWM-R1114-4k |
| WWR-AL961236 | Rectangle | 96" | 12" | 36" | 145 | 22.6 | 93" x 9" | 95.5" x 11.5" | CWM-R1120-4k |
| WWR-AL961818 | Rectangle | 96" | 18" | 18" | 89 | 17.3 | 93" x 15" | 95.5" x 17.5" | CWM-R1114-4k |
| WWR-AL961824 | Rectangle | 96" | 18" | 24" | 127 | 23.1 | 93" x 15" | 95.5" x 17.5" | CWM-R1620-4k |
| WWR-AL961830 | Rectangle | 96" | 18" | 30" | 145 | 27 | 93" x 15" | 95.5" x 17.5" | CWM-R1620-4k |
| WWR-AL961836 | Rectangle | 96" | 18" | 36" | 157 | 34 | 93" x 15" | 95.5" x 17.5" | CWM-R1620-4k |
| WWR-AL962418 | Rectangle | 96" | 24" | 18" | 99 | 23.2 | 93" x 21" | 95.5" x 23.5" | CWM-R1614-4k |
| WWR-AL962424 | Rectangle | 96" | 24" | 24" | 138 | 30.1 | 93" x 21" | 95.5" x 23.5" | CWM-R1620-4k |
| WWR-AL962430 | Rectangle | 96" | 24" | 30" | 157 | 37.7 | 93" x 21" | 95.5" x 23.5" | CWM-R1620-4k |
| WWR-AL962436 | Rectangle | 96" | 24" | 36" | 175 | 46.7 | 93" x 21" | 95.5" x 23.5" | CWM-R1620-4k |
| WWR-AL962442 | Rectangle | 96" | 24" | 42" | 215 | 52.7 | 93" x 21" | 95.5" x 23.5" | CWM-R1620-4k |
| WWR-AL963018 | Rectangle | 96" | 30" | 18" | 109 | 27.6 | 93" x 27" | 95.5" x 29.5" | CWM-R1614-4k |
| WWR-AL963024 | Rectangle | 96" | 30" | 24" | 129 | 36.6 | 93" x 27" | 95.5" x 29.5" | CWM-R1620-4k |
| WWR-AL963030 | Rectangle | 96" | 30" | 30" | 169 | 46.1 | 93" x 27" | 95.5" x 29.5" | CWM-R1620-4k |
| WWR-AL963036 | Rectangle | 96" | 30" | 36" | 188 | 55.6 | 93" x 27" | 95.5" x 29.5" | CWM-R1620-4k |
| WWR-AL963042 | Rectangle | 96" | 30" | 42" | 235 | 65.1 | 93" x 27" | 95.5" x 29.5" | CWM-R1620-4k |
| WWR-AL963618 | Rectangle | 96" | 36" | 18" | 120 | 33.2 | 91" x 31" | 95.5" x 35.5" | CWM-R1614-4k |
| WWR-AL963624 | Rectangle | 96" | 36" | 24" | 140 | 43.9 | 91" x 31" | 95.5" x 35.5" | CWM-R1620-4k |
| WWR-AL963630 | Rectangle | 96" | 36" | 30" | 181 | 55.3 | 91" x 31" | 95.5" x 35.5" | CWM-R1620-4k |

Wilshire Planters Aluminum Rectangle & Square

- 100% recyclable marine-grade aluminum
- Same strength as Wilshire Steel but weigh 40-60% less
- Engineered for strength with welded stiffeners
- Laser-cut & welded for consistent thickness and edge-detail at any scale
- Powder-coat over zinc-free epoxy primer



| PRODUCT | SHAPE | LENGTH | WIDTH | HEIGHT | WEIGHT (LBS.) | VOLUME (CUBIC FT.) | INTERIOR TOP | INTERIOR BOTTOM | IRRIGATION |
|--------------|-----------|--------|-------|--------|---------------|--------------------|--------------|-----------------|--------------|
| WWR-AL963636 | Rectangle | 96" | 36" | 36" | 229 | 66.6 | 91" x 31" | 95.5" x 35.5" | CWM-R1620-4k |
| WWR-AL963642 | Rectangle | 96" | 36" | 42" | 250 | 78 | 91" x 31" | 95.5" x 35.5" | CWM-R1620-4k |
| WWR-AL964818 | Rectangle | 96" | 48" | 18" | 140 | 44.4 | 91" x 43" | 95.5" x 47.5" | CWM-R1614-4k |
| WWR-AL964824 | Rectangle | 96" | 48" | 24" | 190 | 58.4 | 91" x 43" | 95.5" x 47.5" | CWM-R1614-4k |
| WWR-AL964830 | Rectangle | 96" | 48" | 30" | 215 | 73.6 | 91" x 43" | 95.5" x 47.5" | CWM-R1620-4k |
| WWR-AL964836 | Rectangle | 96" | 48" | 36" | 258 | 88.5 | 91" x 43" | 95.5" x 47.5" | CWM-R1620-4k |
| WWR-AL964842 | Rectangle | 96" | 48" | 42" | 296 | 103.7 | 91" x 43" | 95.5" x 47.5" | CWM-R1620-4k |